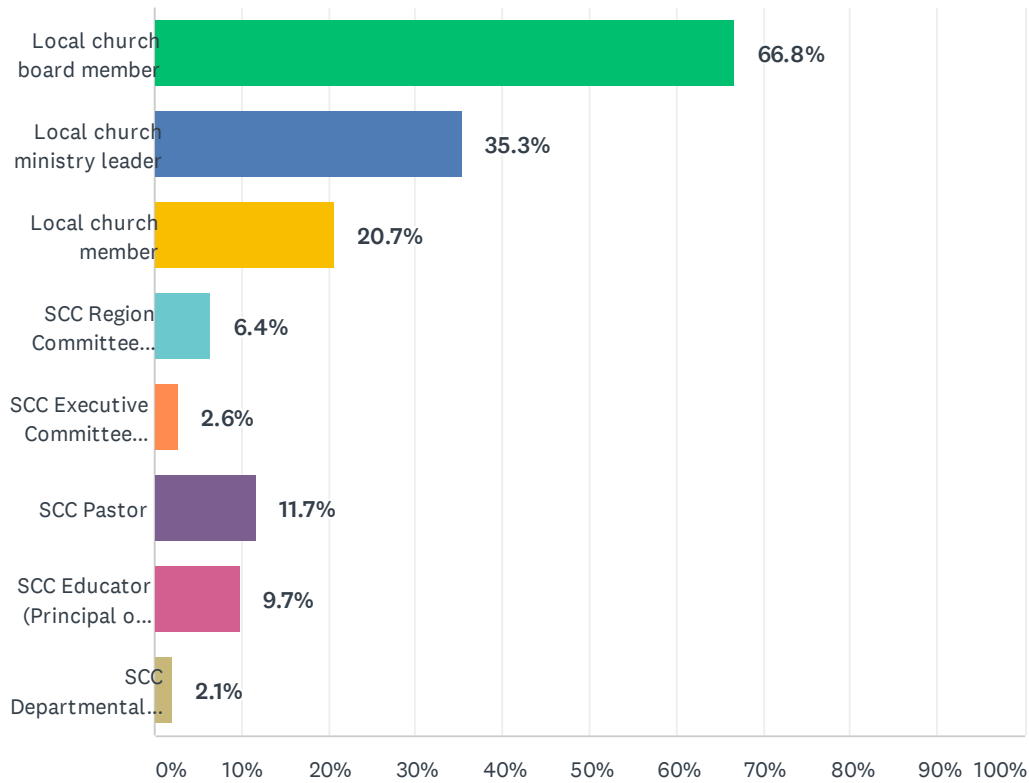


## Q1 To which group(s) do you belong? (Select all that apply)

Answered: 1,027 Skipped: 0

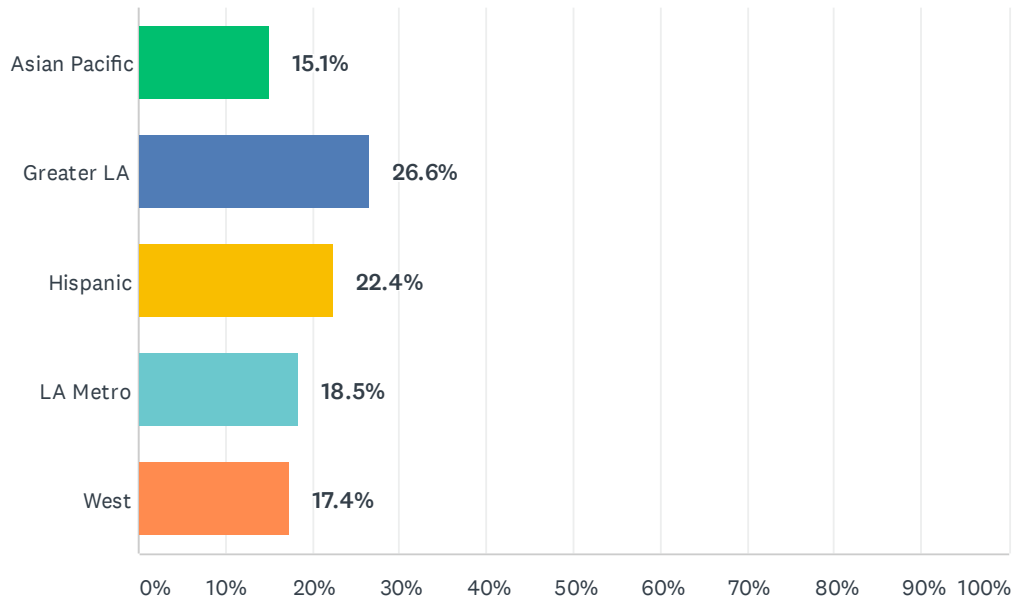


ANSWER CHOICES	RESPONSES	
Local church board member (1)	66.8%	686
Local church ministry leader (2)	35.3%	363
Local church member	20.7%	213
SCC Region Committee Member (4)	6.4%	66
SCC Executive Committee Member (5)	2.6%	27
SCC Pastor (6)	11.7%	120
SCC Educator (Principal or teacher) (7)	9.7%	100
SCC Departmental Director or Assoc. Director (8)	2.1%	22
Total Respondents: 1,027		

BASIC STATISTICS				
Minimum	Maximum	Median	Mean	Standard Deviation
1.00	8.00	2.00	2.53	1.96

## Q2 What region is your local church in?

Answered: 1,027 Skipped: 0

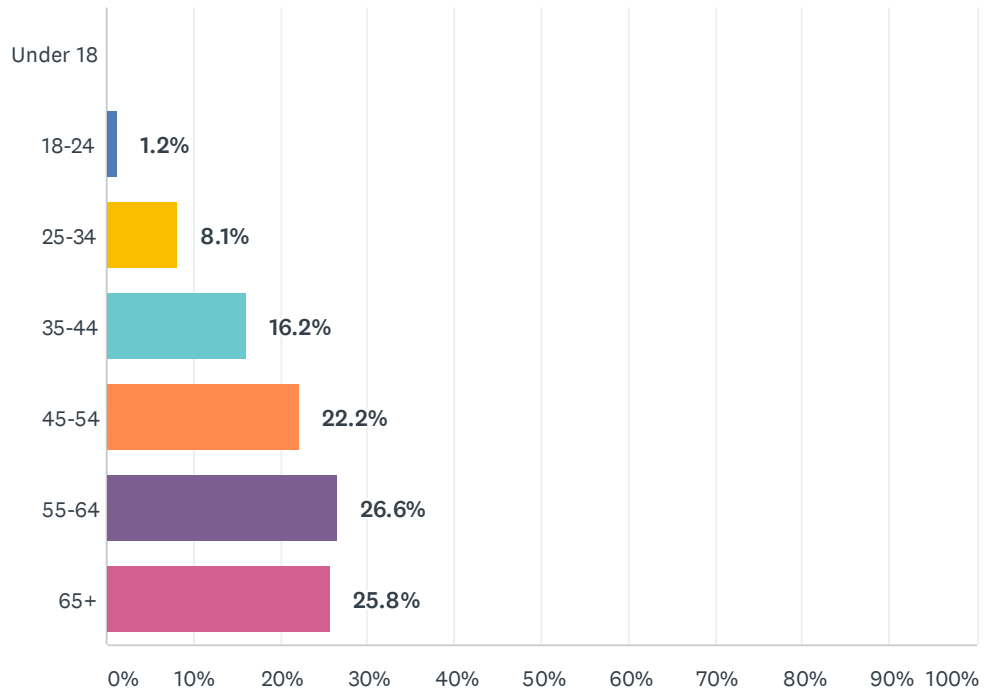


ANSWER CHOICES	RESPONSES	
Asian Pacific (1)	15.1%	155
Greater LA (2)	26.6%	273
Hispanic (3)	22.4%	230
LA Metro (4)	18.5%	190
West (5)	17.4%	179
<b>TOTAL</b>		<b>1,027</b>

BASIC STATISTICS				
Minimum	Maximum	Median	Mean	Standard Deviation
1.00	5.00	3.00	2.97	1.32

### Q3 What is your age?

Answered: 1,027 Skipped: 0

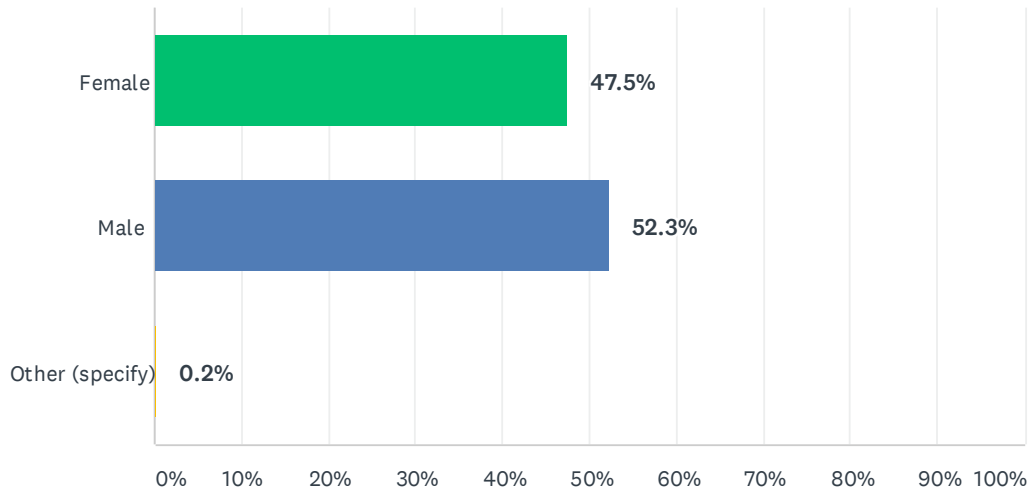


ANSWER CHOICES	RESPONSES
Under 18 (1)	0.0% 0
18-24 (2)	1.2% 12
25-34 (3)	8.1% 83
35-44 (4)	16.2% 166
45-54 (5)	22.2% 228
55-64 (6)	26.6% 273
65+ (7)	25.8% 265
<b>TOTAL</b>	<b>1,027</b>

BASIC STATISTICS				
Minimum 2.00	Maximum 7.00	Median 6.00	Mean 5.42	Standard Deviation 1.31

## Q4 What is your gender?

Answered: 1,027 Skipped: 0

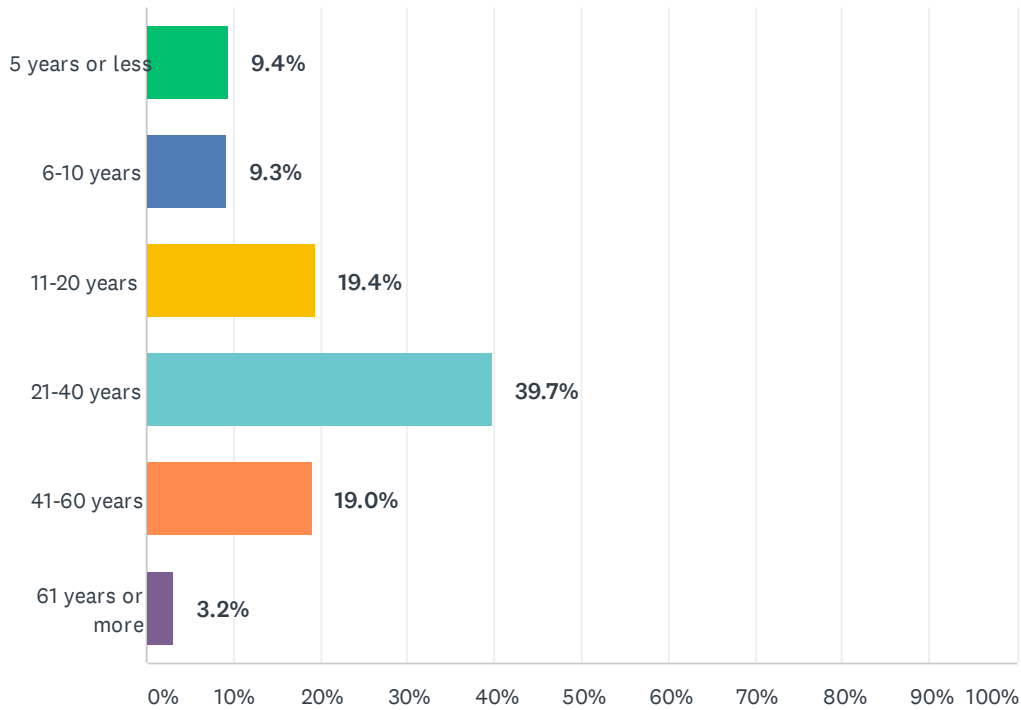


ANSWER CHOICES	RESPONSES
Female (1)	47.5% 488
Male (2)	52.3% 537
Other (specify) (3)	0.2% 2
<b>TOTAL</b>	<b>1,027</b>

BASIC STATISTICS				
Minimum	Maximum	Median	Mean	Standard Deviation
1.00	3.00	2.00	1.53	0.50

## Q5 How long have you been a member of a church in SCC?

Answered: 1,027 Skipped: 0

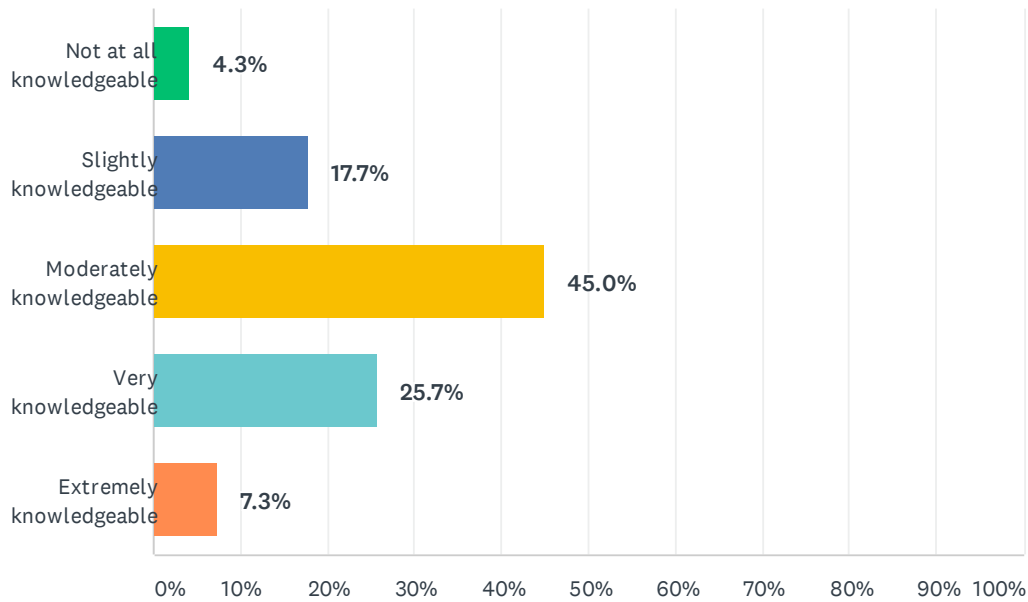


ANSWER CHOICES	RESPONSES	
5 years or less (1)	9.4%	97
6-10 years (2)	9.3%	95
11-20 years (3)	19.4%	199
21-40 years (4)	39.7%	408
41-60 years (5)	19.0%	195
61 years or more (6)	3.2%	33
<b>TOTAL</b>		<b>1,027</b>

BASIC STATISTICS				
Minimum	Maximum	Median	Mean	Standard Deviation
1.00	6.00	4.00	3.59	1.25

## Q6 How knowledgeable are you about the general structure of the Seventh-day Adventist conferences?

Answered: 1,027 Skipped: 0

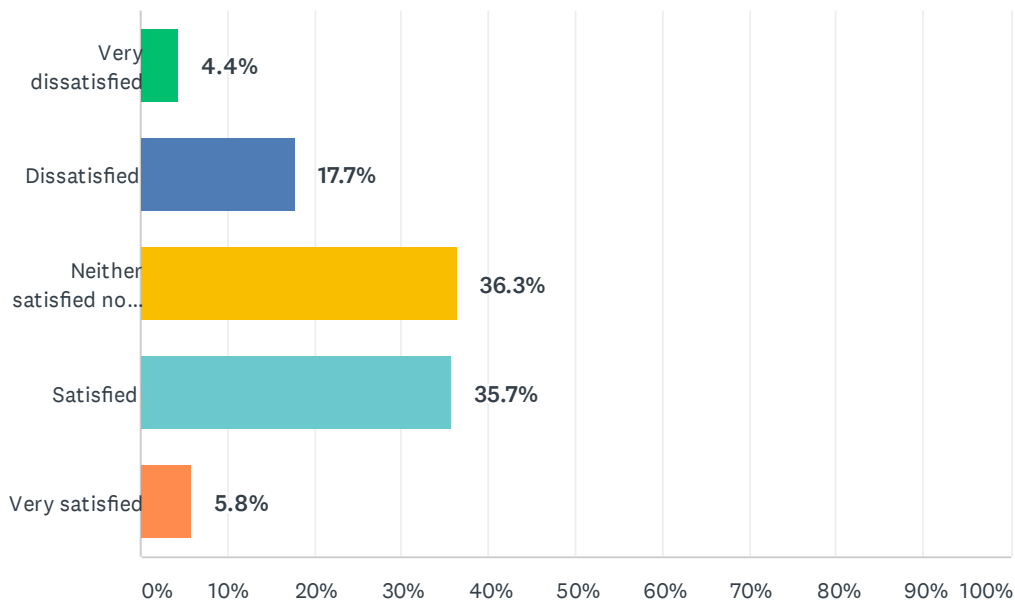


ANSWER CHOICES	RESPONSES	
Not at all knowledgeable (1)	4.3%	44
Slightly knowledgeable (2)	17.7%	182
Moderately knowledgeable (3)	45.0%	462
Very knowledgeable (4)	25.7%	264
Extremely knowledgeable (5)	7.3%	75
<b>TOTAL</b>		<b>1,027</b>

BASIC STATISTICS				
Minimum	Maximum	Median	Mean	Standard Deviation
1.00	5.00	3.00	3.14	0.94

## Q7 How satisfied or dissatisfied are you with the general Seventh-day Adventist conference structure?

Answered: 1,027 Skipped: 0

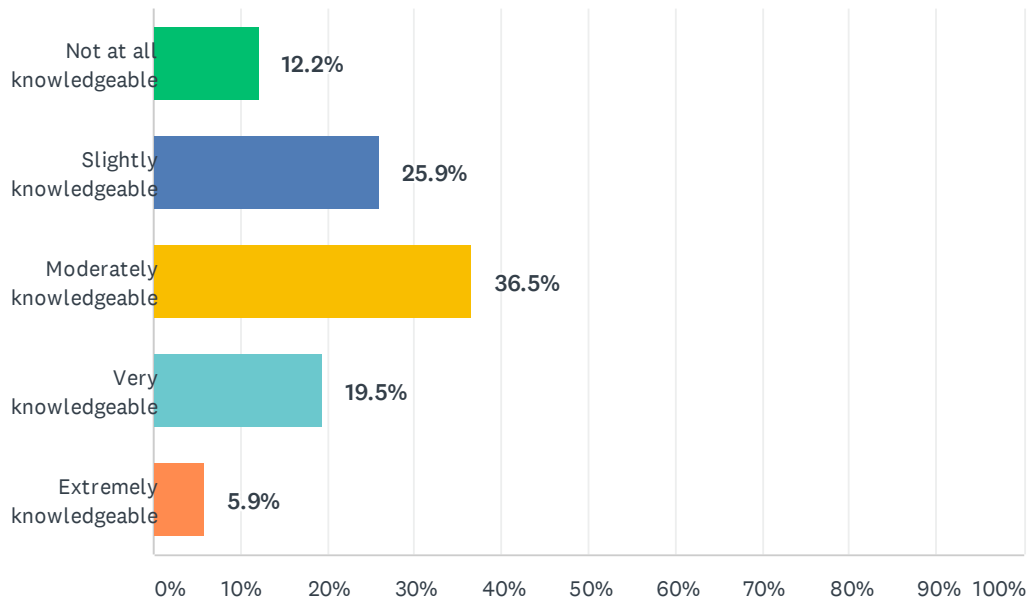


ANSWER CHOICES	RESPONSES	
Very dissatisfied (1)	4.4%	45
Dissatisfied (2)	17.7%	182
Neither satisfied nor dissatisfied (3)	36.3%	373
Satisfied (4)	35.7%	367
Very satisfied (5)	5.8%	60
<b>TOTAL</b>		<b>1,027</b>

BASIC STATISTICS				
Minimum	Maximum	Median	Mean	Standard Deviation
1.00	5.00	3.00	3.21	0.95

## Q8 How knowledgeable are you about SCC's Region structure (5 regions: Asian Pacific, Greater LA, Hispanic, LA Metro, and West)?

Answered: 1,027 Skipped: 0



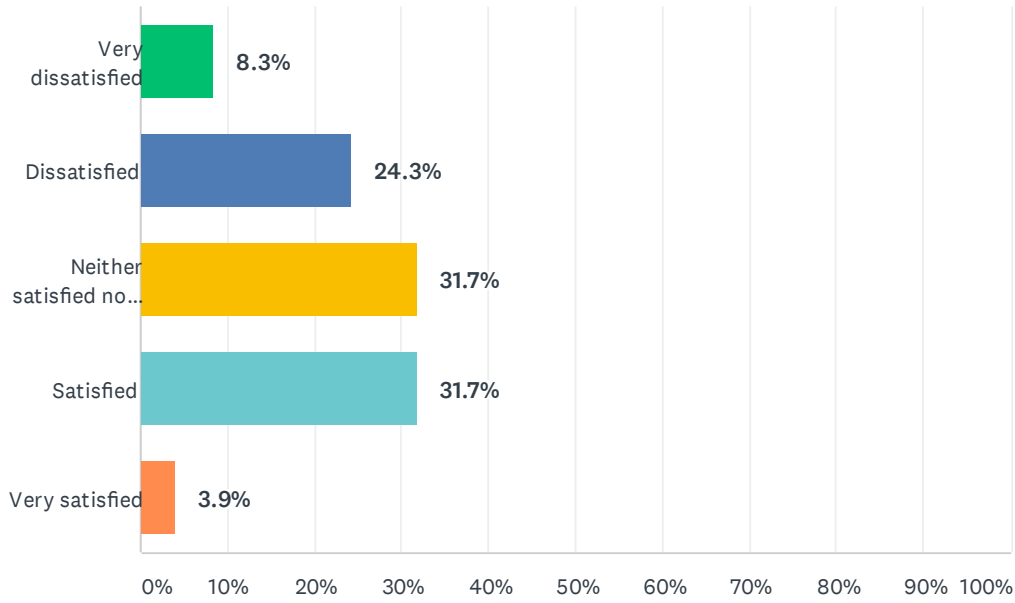
ANSWER CHOICES	RESPONSES	
Not at all knowledgeable (1)	12.2%	125
Slightly knowledgeable (2)	25.9%	266
Moderately knowledgeable (3)	36.5%	375
Very knowledgeable (4)	19.5%	200
Extremely knowledgeable (5)	5.9%	61
<b>TOTAL</b>		<b>1,027</b>

BASIC STATISTICS				
Minimum	Maximum	Median	Mean	Standard Deviation
1.00	5.00	3.00	2.81	1.07



## Q9 The mission of SCC is to exalt Christ by serving its diverse communities through networked and creatively engaged churches and schools. How satisfied are you with the effectiveness of the Region Structure in fulfilling our mission?

Answered: 1,027 Skipped: 0

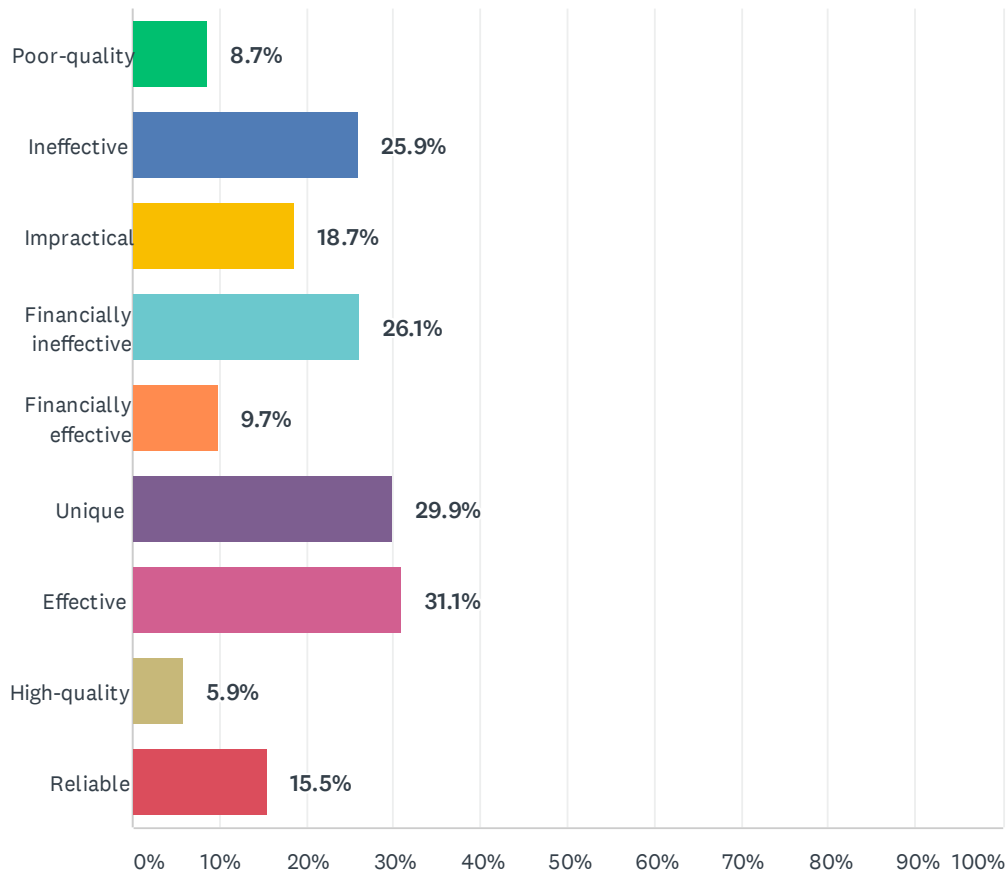


ANSWER CHOICES	RESPONSES	
Very dissatisfied (1)	8.3%	85
Dissatisfied (2)	24.3%	250
Neither satisfied nor dissatisfied (3)	31.7%	326
Satisfied (4)	31.7%	326
Very satisfied (5)	3.9%	40
<b>TOTAL</b>		<b>1,027</b>

BASIC STATISTICS				
Minimum	Maximum	Median	Mean	Standard Deviation
1.00	5.00	3.00	2.99	1.02

## Q10 Which of the following words would you use to describe SCC's Region System (Select all that apply)?

Answered: 1,027 Skipped: 0



ANSWER CHOICES	RESPONSES	
Poor-quality (1)	8.7%	89
Ineffective (2)	25.9%	266
Impractical (3)	18.7%	192
Financially ineffective (4)	26.1%	268
Financially effective (5)	9.7%	100
Unique (6)	29.9%	307
Effective (7)	31.1%	319
High-quality (8)	5.9%	61
Reliable (9)	15.5%	159
Total Respondents: 1,027		

## SCC Region Structure Evaluation

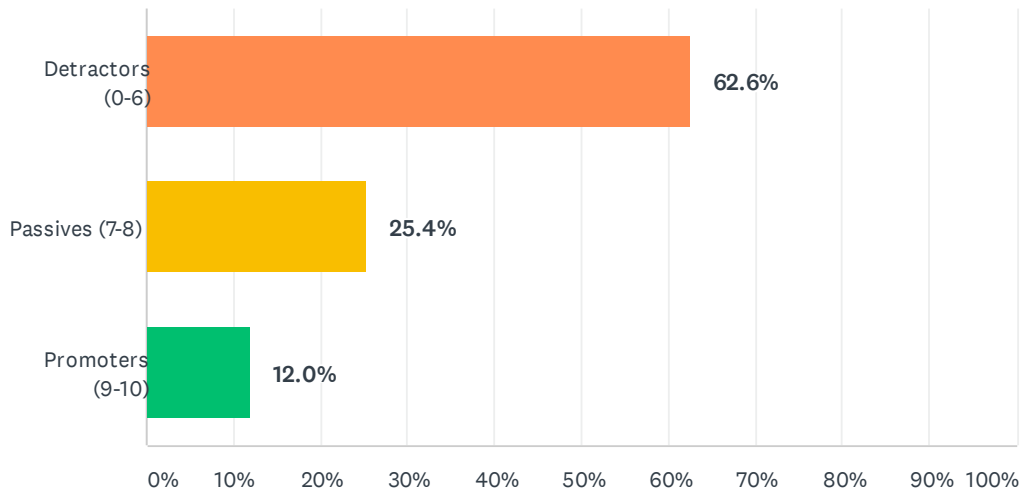
### BASIC STATISTICS

Minimum	Maximum	Median	Mean	Standard Deviation
1.00	9.00	5.00	4.98	2.33

---

## Q11 How likely is it that you would recommend SCC's region structure to a friend or colleague?

Answered: 1,027 Skipped: 0

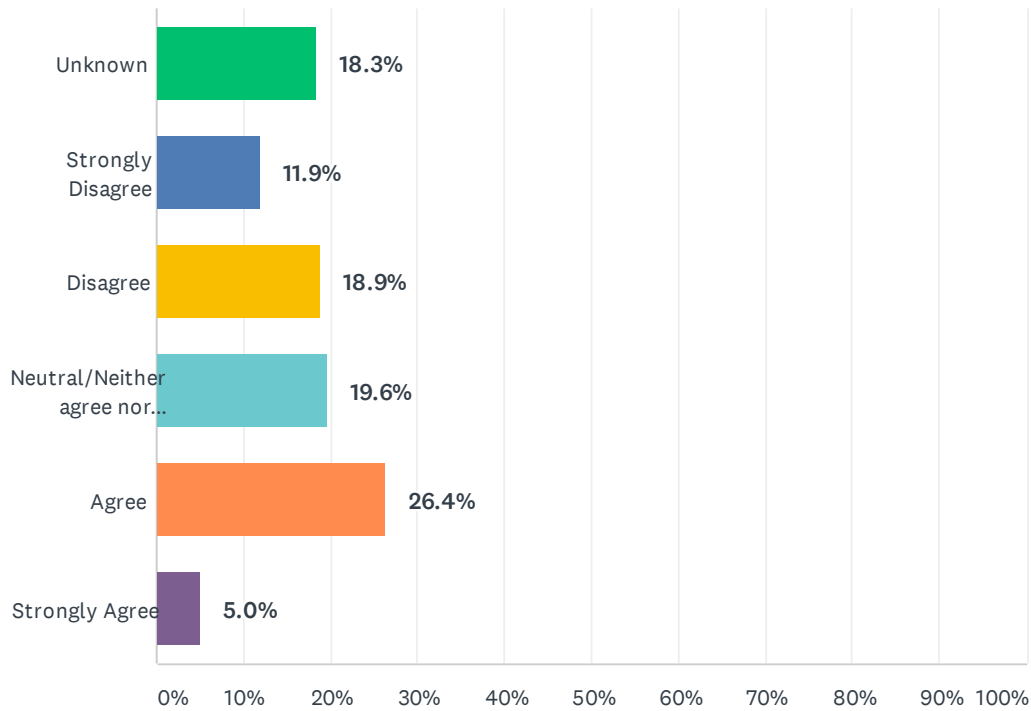


DETRACTORS (0-6)	PASSIVES (7-8)	PROMOTERS (9-10)	NET PROMOTER® SCORE
62.6%	25.4%	12.0%	-51
643	261	123	

BASIC STATISTICS				
Minimum	Maximum	Median	Mean	Standard Deviation
1.00	11.00	6.00	6.09	2.95

**Q12 The Region Committee Representative at my local church consistently communicates to my local church board issues discussed within my Region's Committee, such as: (1) Region finances; (2) Personnel decisions; (3) Evangelism projects and outcomes.**

Answered: 1,027 Skipped: 0

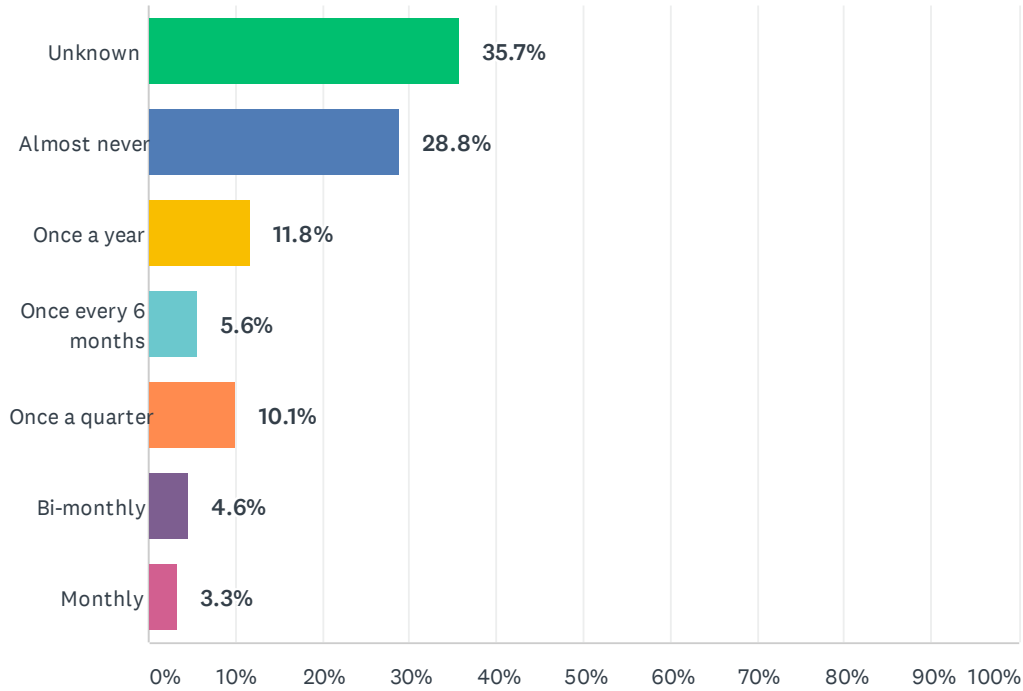


ANSWER CHOICES	RESPONSES	
Unknown (1)	18.3%	188
Strongly Disagree (2)	11.9%	122
Disagree (3)	18.9%	194
Neutral/Neither agree nor disagree (4)	19.6%	201
Agree (5)	26.4%	271
Strongly Agree (6)	5.0%	51
<b>TOTAL</b>		<b>1,027</b>

BASIC STATISTICS				
Minimum	Maximum	Median	Mean	Standard Deviation
1.00	6.00	4.00	3.39	1.55

## Q13 How many times in the past year has your Region Committee Representative given your board a report from the SCC Region Committee?

Answered: 1,027 Skipped: 0

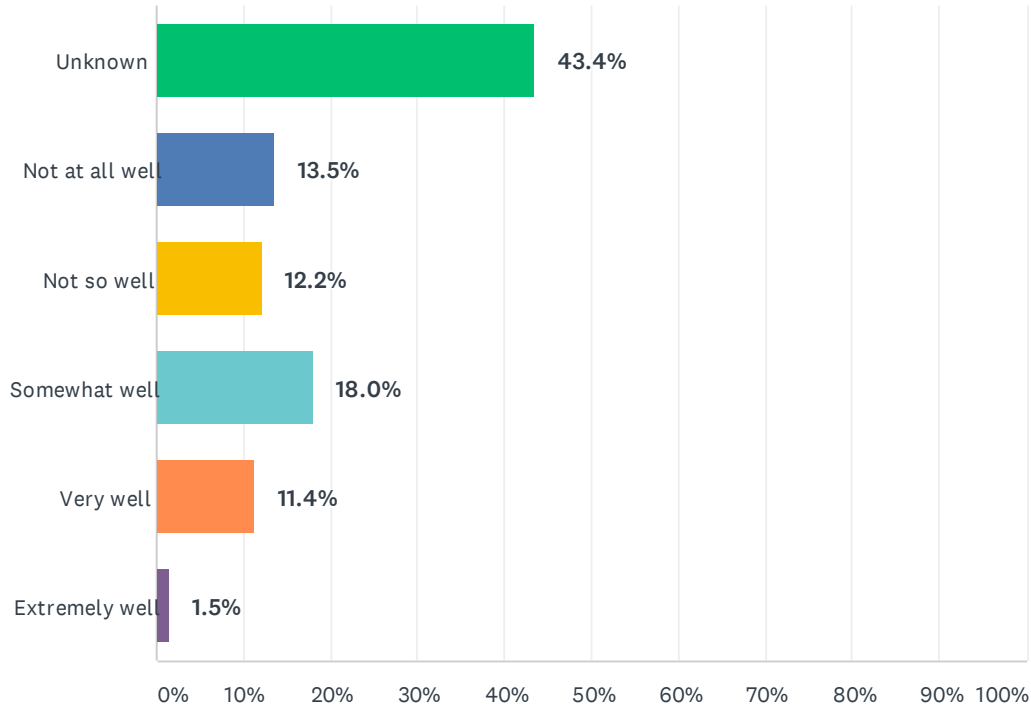


ANSWER CHOICES	RESPONSES	
Unknown (1)	35.7%	367
Almost never (2)	28.8%	296
Once a year (3)	11.8%	121
Once every 6 months (4)	5.6%	58
Once a quarter (5)	10.1%	104
Bi-monthly (6)	4.6%	47
Monthly (7)	3.3%	34
<b>TOTAL</b>		<b>1,027</b>

BASIC STATISTICS				
Minimum	Maximum	Median	Mean	Standard Deviation
1.00	7.00	2.00	2.53	1.70

## Q14 How well does your Region Committee incorporate feedback from leaders of your church or church board?

Answered: 1,027 Skipped: 0

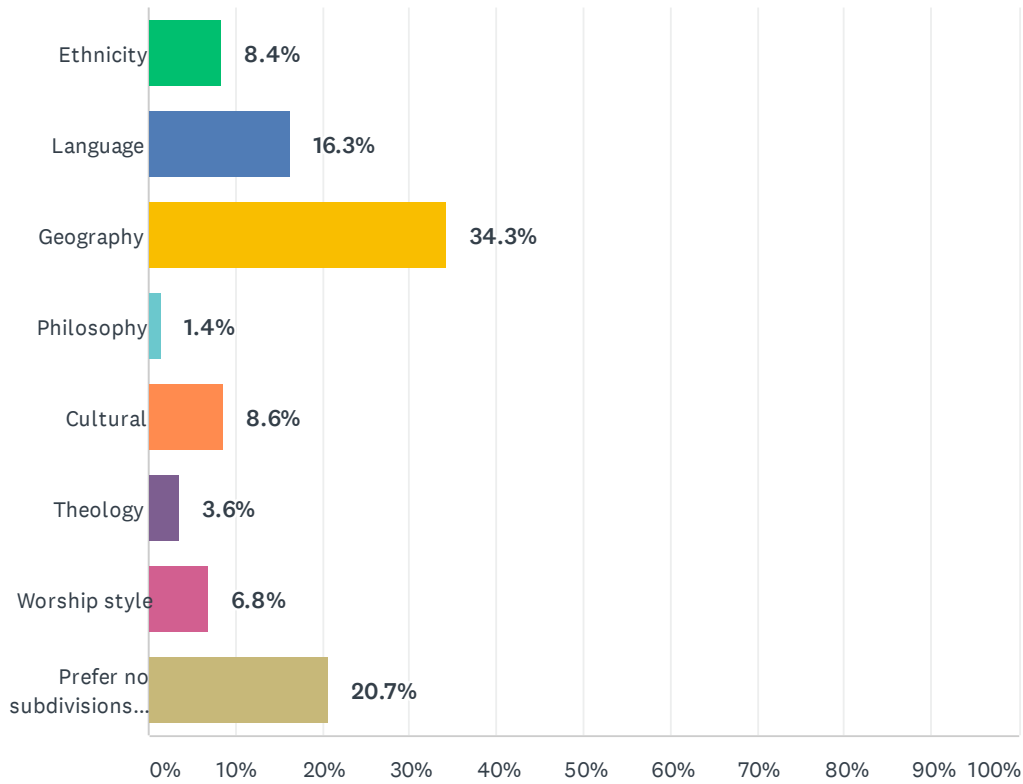


ANSWER CHOICES	RESPONSES	
Unknown (1)	43.4%	446
Not at all well (2)	13.5%	139
Not so well (3)	12.2%	125
Somewhat well (4)	18.0%	185
Very well (5)	11.4%	117
Extremely well (6)	1.5%	15
<b>TOTAL</b>		<b>1,027</b>

BASIC STATISTICS				
Minimum	Maximum	Median	Mean	Standard Deviation
1.00	6.00	2.00	2.45	1.53

### Q15 To administer the work of 150+ churches and 140+ pastors effectively, and assuming SCC subdivides into smaller sub-entities/regions, what should define these regions?

Answered: 1,027 Skipped: 0



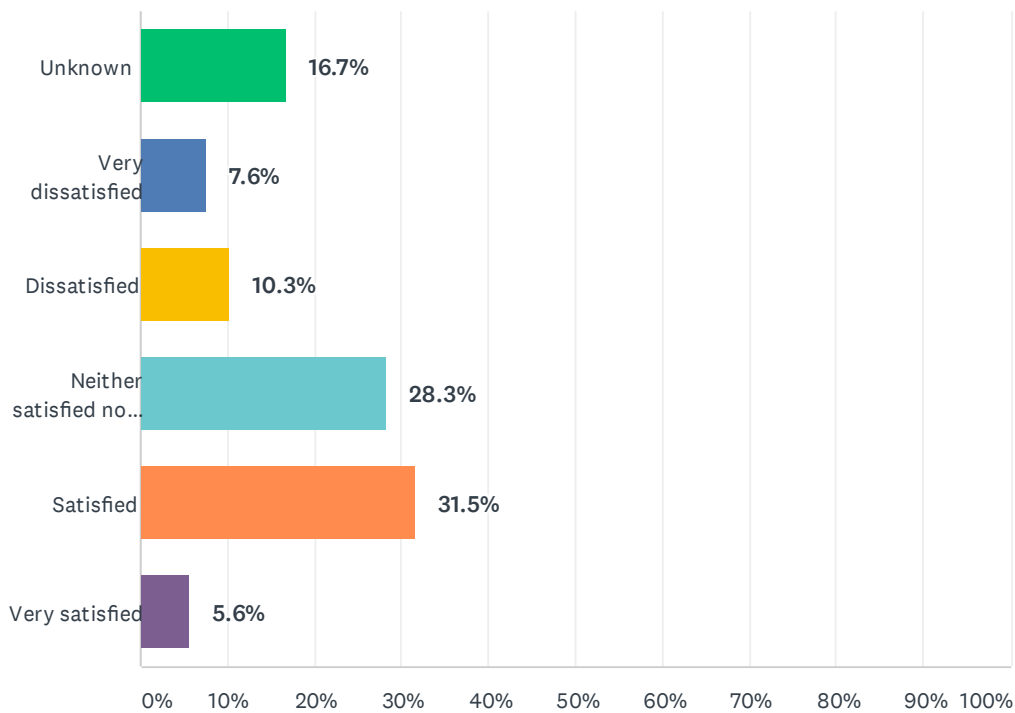
ANSWER CHOICES	RESPONSES	
Ethnicity (1)	8.4%	86
Language (2)	16.3%	167
Geography (3)	34.3%	352
Philosophy (4)	1.4%	14
Cultural (5)	8.6%	88
Theology (6)	3.6%	37
Worship style (7)	6.8%	70
Prefer no subdivisions or regions (8)	20.7%	213
<b>TOTAL</b>		<b>1,027</b>

BASIC STATISTICS				
Minimum	Maximum	Median	Mean	Standard Deviation
1.00	8.00	3.00	4.27	2.42



**Q16 To what degree are you satisfied or dissatisfied with the nomination process for Region Directors? (Current process: After receiving input from region pastors, the SCC President chairs each Region Committee’s nomination of their Region Director. Qualification requirements for the position include ordination, extensive pastoral experience, a congregational focus, and solid administrative judgment. The SCC Executive Committee then ratifies the nomination).**

Answered: 1,027 Skipped: 0

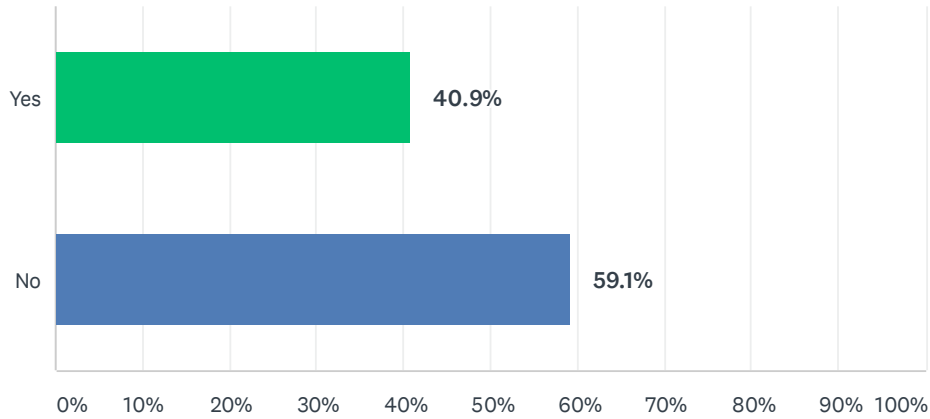


ANSWER CHOICES	RESPONSES	
Unknown (1)	16.7%	171
Very dissatisfied (2)	7.6%	78
Dissatisfied (3)	10.3%	106
Neither satisfied nor dissatisfied (4)	28.3%	291
Satisfied (5)	31.5%	324
Very satisfied (6)	5.6%	57
<b>TOTAL</b>		<b>1,027</b>

BASIC STATISTICS				
Minimum	Maximum	Median	Mean	Standard Deviation
1.00	6.00	4.00	3.67	1.53

Q17 The nomination process also includes notifying the region’s churches of the upcoming selection of a Region Director, giving the time and place of the meeting and ensuring the first hour is set aside for any church board member(s) within the Region to speak to the committee regarding the nomination of the Region Director. Have you been notified of such a meeting (i.e. during the summer of 2019)?

Answered: 1,027 Skipped: 0

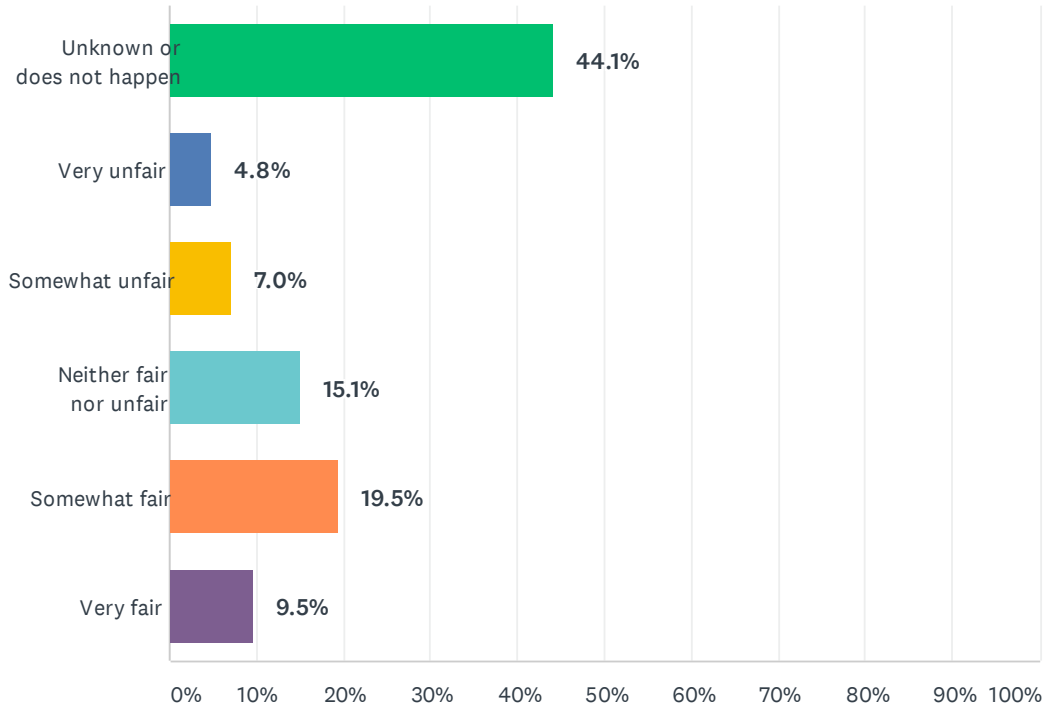


ANSWER CHOICES	RESPONSES
Yes (1)	40.9% 420
No (2)	59.1% 607
TOTAL	1,027

BASIC STATISTICS				
Minimum	Maximum	Median	Mean	Standard Deviation
1.00	2.00	2.00	1.59	0.49

## Q18 How fair or unfair is the SCC's system of evaluating region directors?

Answered: 1,027 Skipped: 0

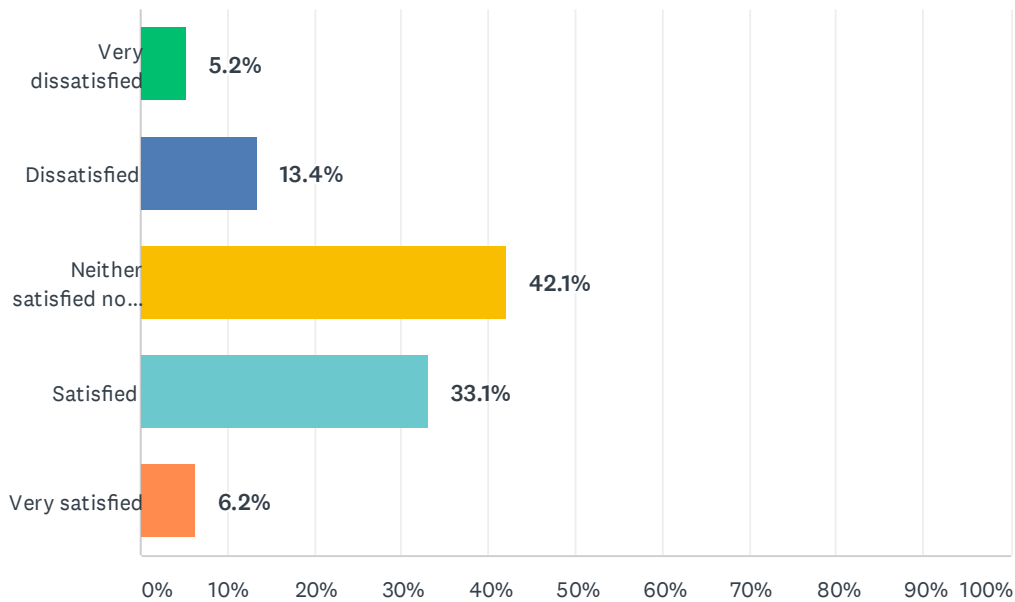


ANSWER CHOICES	RESPONSES	
Unknown or does not happen (1)	44.1%	453
Very unfair (2)	4.8%	49
Somewhat unfair (3)	7.0%	72
Neither fair nor unfair (4)	15.1%	155
Somewhat fair (5)	19.5%	200
Very fair (6)	9.5%	98
<b>TOTAL</b>		<b>1,027</b>

BASIC STATISTICS				
Minimum	Maximum	Median	Mean	Standard Deviation
1.00	6.00	3.00	2.90	1.89

Q19 According to the Region Structure Guidelines (2019), “the Region concept reflects a thoughtful and intentional change of vision,” moving ownership and decision-making closer to the local church. To what degree are you satisfied or dissatisfied with the implementation of the “change of vision?”

Answered: 1,027 Skipped: 0

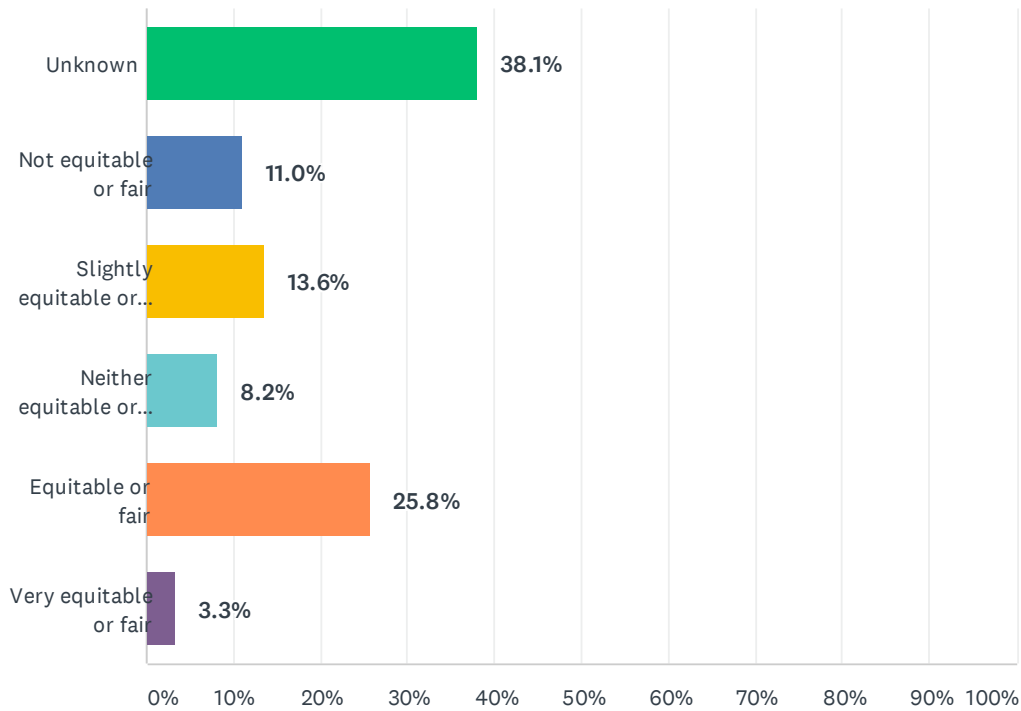


ANSWER CHOICES	RESPONSES	
Very dissatisfied (1)	5.2%	53
Dissatisfied (2)	13.4%	138
Neither satisfied nor dissatisfied (3)	42.1%	432
Satisfied (4)	33.1%	340
Very satisfied (5)	6.2%	64
<b>TOTAL</b>		<b>1,027</b>

BASIC STATISTICS				
Minimum	Maximum	Median	Mean	Standard Deviation
1.00	5.00	3.00	3.22	0.93

Q20 Currently, the Region Committee allocates funds from SCC to the local churches. How equitable and fair are resources allocated among the churches within your region (i.e., funds for evangelism, special church ministries, etc.)?

Answered: 1,027 Skipped: 0

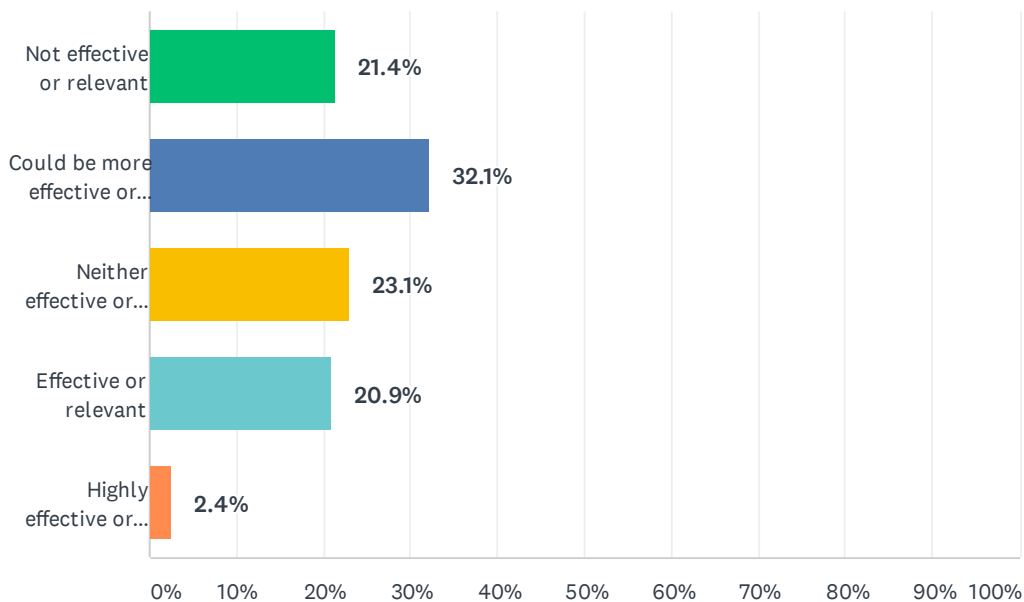


ANSWER CHOICES	RESPONSES	
Unknown (1)	38.1%	391
Not equitable or fair (2)	11.0%	113
Slightly equitable or fair (3)	13.6%	140
Neither equitable or fair (4)	8.2%	84
Equitable or fair (5)	25.8%	265
Very equitable or fair (6)	3.3%	34
<b>TOTAL</b>		<b>1,027</b>

BASIC STATISTICS				
Minimum	Maximum	Median	Mean	Standard Deviation
1.00	6.00	3.00	2.83	1.74

Q21 Since the region structure began, the coordination of some church ministries moved to the responsibility of region directors (i.e., Children’s, Personal, Family, Health, Sabbath School ministries, etc.). Over the past 5-years, how relevant or effective is the work of the Region Directors in coordinating such church ministries?

Answered: 1,027 Skipped: 0

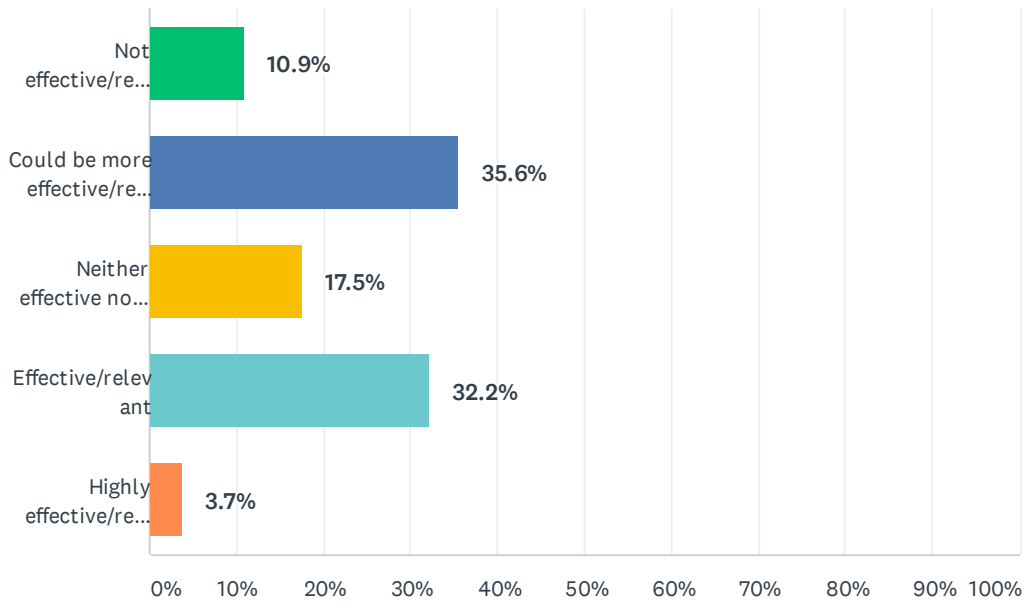


ANSWER CHOICES	RESPONSES	
Not effective or relevant (1)	21.4%	220
Could be more effective or relevant (2)	32.1%	330
Neither effective or irrelevant (3)	23.1%	237
Effective or relevant (4)	20.9%	215
Highly effective or relevant (5)	2.4%	25
<b>TOTAL</b>		<b>1,027</b>

BASIC STATISTICS				
Minimum	Maximum	Median	Mean	Standard Deviation
1.00	5.00	2.00	2.51	1.11

Q22 Currently, the SCC office coordinates conference-wide ministries such as Community services, Young Adults, Pathfinders, Summer Camp, Prayer, and Women’s ministries. Over the past 5-years, how relevant or effective is the work of SCC in coordinating such ministries?

Answered: 1,027 Skipped: 0

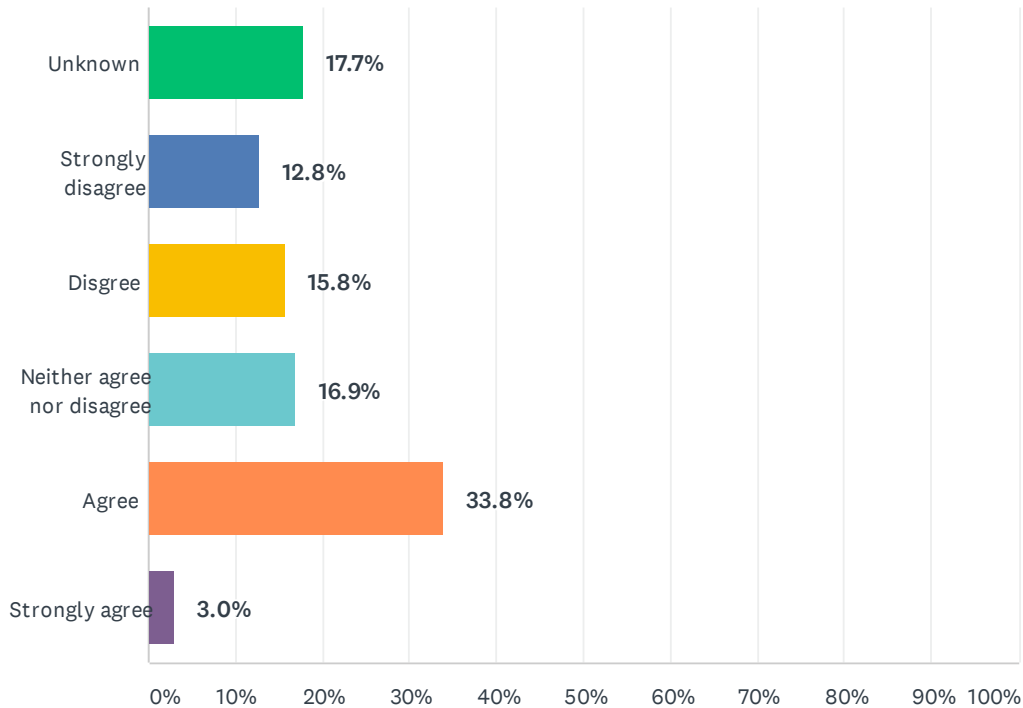


ANSWER CHOICES	RESPONSES	
Not effective/relevant (1)	10.9%	112
Could be more effective/relevant (2)	35.6%	366
Neither effective nor ineffective (3)	17.5%	180
Effective/relevant (4)	32.2%	331
Highly effective/relevant (5)	3.7%	38
<b>TOTAL</b>		<b>1,027</b>

BASIC STATISTICS				
Minimum	Maximum	Median	Mean	Standard Deviation
1.00	5.00	3.00	2.82	1.11

Q23 In all regions, the distribution of pastors is based on each region's tithe base. In my region, the distribution of pastors between churches results in a fair and balanced ratio of pastors to churches.

Answered: 1,027 Skipped: 0



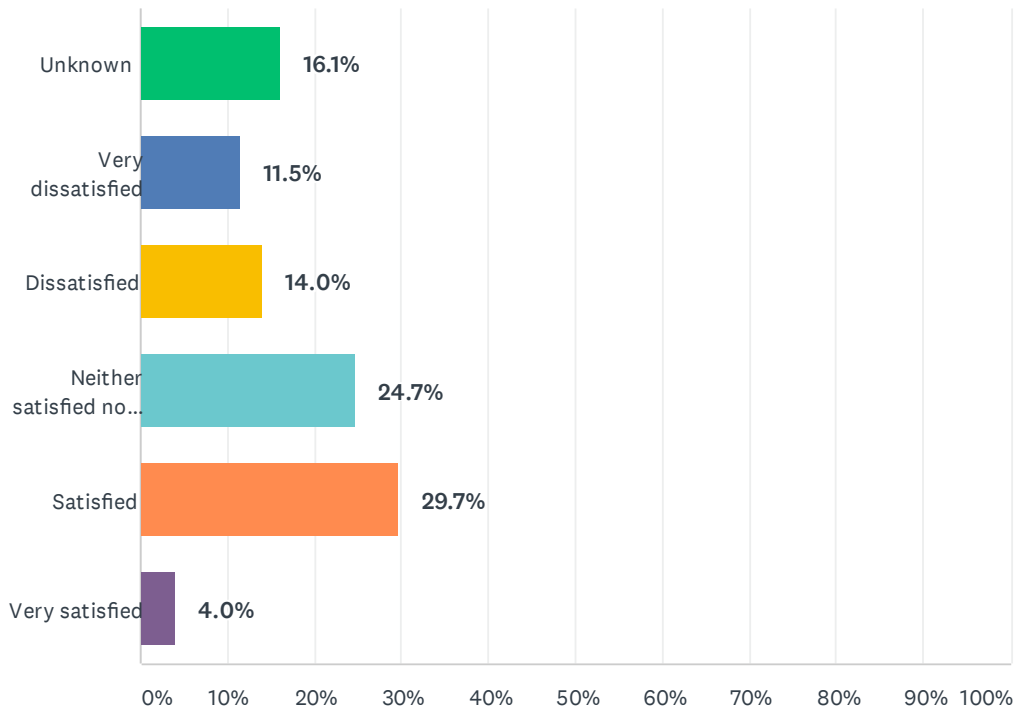
ANSWER CHOICES	RESPONSES	
Unknown (1)	17.7%	182
Strongly disagree (2)	12.8%	131
Disagree (3)	15.8%	162
Neither agree nor disagree (4)	16.9%	174
Agree (5)	33.8%	347
Strongly agree (6)	3.0%	31
<b>TOTAL</b>		<b>1,027</b>

BASIC STATISTICS				
Minimum	Maximum	Median	Mean	Standard Deviation
1.00	6.00	4.00	3.45	1.56



Q24 Each Region’s Staffing Sub-Committee makes recommendations to the region about placing pastors in their own unique way, with the SCC Personnel Committee ratifying all placements. To what degree are you satisfied or dissatisfied with your region’s processes?

Answered: 1,027 Skipped: 0



ANSWER CHOICES	RESPONSES	
Unknown (1)	16.1%	165
Very dissatisfied (2)	11.5%	118
Dissatisfied (3)	14.0%	144
Neither satisfied nor dissatisfied (4)	24.7%	254
Satisfied (5)	29.7%	305
Very satisfied (6)	4.0%	41
<b>TOTAL</b>		<b>1,027</b>

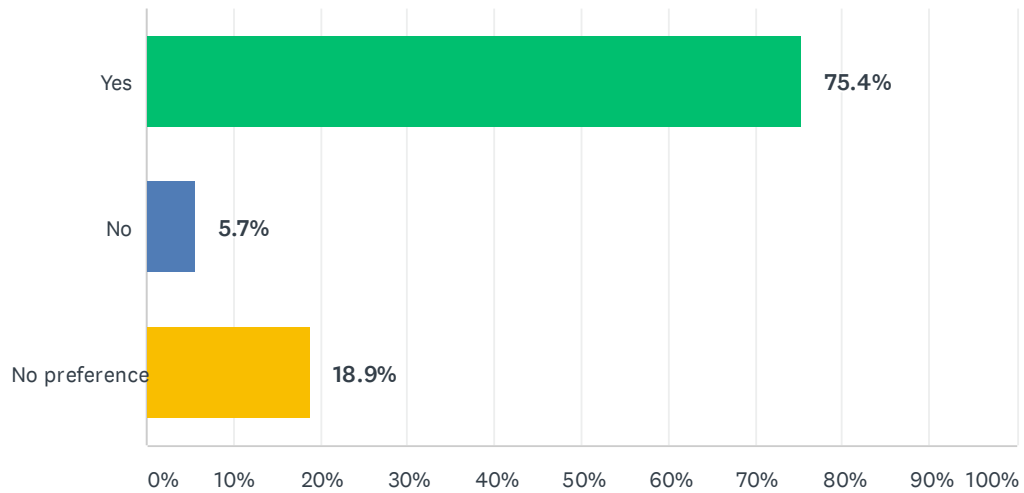
BASIC STATISTICS				
Minimum	Maximum	Median	Mean	Standard Deviation
1.00	6.00	4.00	3.52	1.51

**Q25 What improvements would you recommend for the pastoral placement process in your region?**

Answered: 720 Skipped: 307

## Q26 Should there be exchanges across region boundaries, such as sharing pulpits or doing evangelism together?

Answered: 1,027 Skipped: 0

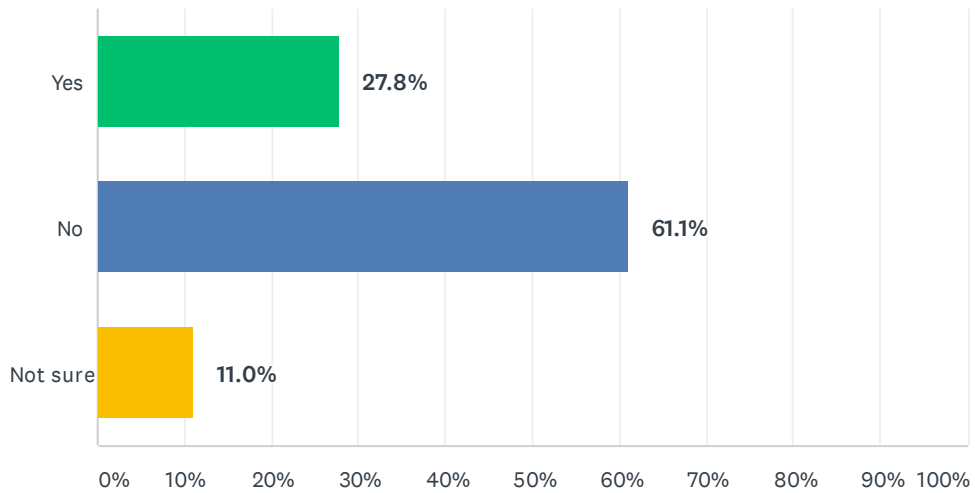


ANSWER CHOICES	RESPONSES	
Yes (1)	75.4%	774
No (2)	5.7%	59
No preference (3)	18.9%	194
<b>TOTAL</b>		<b>1,027</b>

BASIC STATISTICS				
Minimum	Maximum	Median	Mean	Standard Deviation
1.00	3.00	1.00	1.44	0.79

### Q27 Have you known about or attended an event with another region in the last 5-years (not an SCC general convocation)?

Answered: 1,027 Skipped: 0



ANSWER CHOICES	RESPONSES
Yes (1)	27.8% 286
No (2)	61.1% 628
Not sure (3)	11.0% 113
<b>TOTAL</b>	<b>1,027</b>

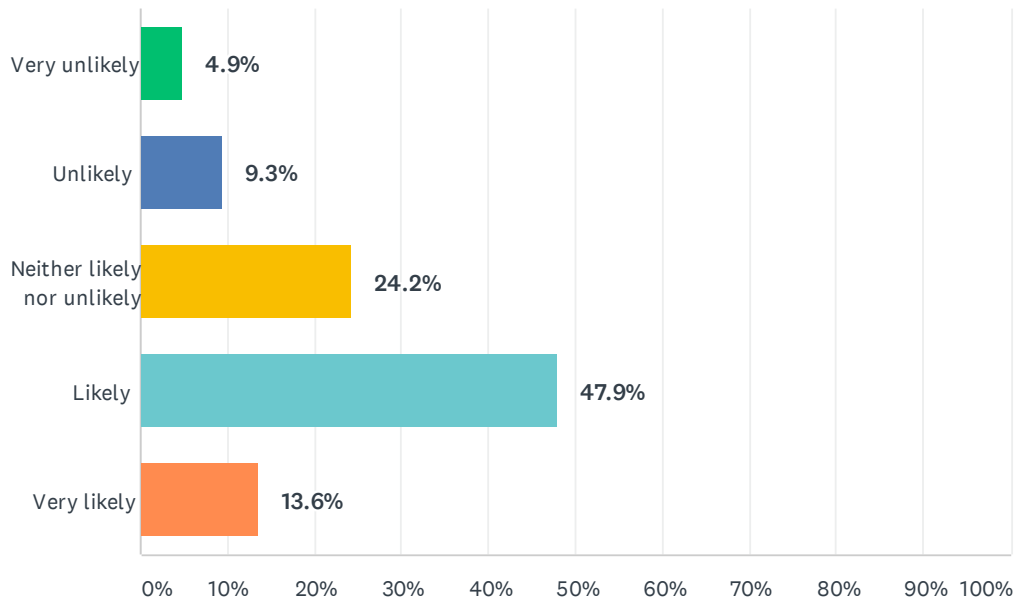
BASIC STATISTICS				
Minimum	Maximum	Median	Mean	Standard Deviation
1.00	3.00	2.00	1.83	0.60

Q28 What cross-region event(s) have you attended in the last 5-years, if any?

Answered: 675 Skipped: 352

## Q29 If another region hosted an event, how likely are you to join in cross-region events?

Answered: 1,027 Skipped: 0



ANSWER CHOICES	RESPONSES	
Very unlikely (1)	4.9%	50
Unlikely (2)	9.3%	96
Neither likely nor unlikely (3)	24.2%	249
Likely (4)	47.9%	492
Very likely (5)	13.6%	140
<b>TOTAL</b>		<b>1,027</b>

BASIC STATISTICS				
Minimum	Maximum	Median	Mean	Standard Deviation
1.00	5.00	4.00	3.56	1.00

**Q30 Please describe any areas where the region structure is doing particularly well.**

Answered: 639 Skipped: 388

**Q31 Please describe any areas needing improvement in the SCC Region structure.**

Answered: 665 Skipped: 362



## Q32 Other Comments

Answered: 462 Skipped: 565